

























LIGHTING FIXTURE SCHEDULE

PROVIDED FOR INFORMATION ONLY.
VERIFY AND INSTALL PER ELECTRICAL DRAWING

10-23-

ITEM	SYMBOL	DESCRIPTION	QTY.	MFR. & CAT. NO.	REMARK
INTERIOR LIGHTING ITEM					
		T-BAR CEILING RECESSED MOUNTED FLUORESCENT LIGHTING FIXTURE, 2' X 4', 120V WITH ONE ELECTRONIC BALLASTS AND T-8 LAMPS, EXTRUDED VIRGIN LENS. BAKED-ON WHITE ENAMEL FINISH.	REFER TO ELECTRICAL SHEET E-001 FOR LIGHTING FIXTURE QUANTITY	LIGHTOLIER FIXTURE: XP2GVA232UNVHI	KITCHEN CEILING LIGHTS, FURNISHED BY OWNER INSTALLED BY GC
		T-BAR CEILING RECESSED MOUNTED FLUORESCENT LIGHTING FIXTURE, 2' X 4', 120V WITH ONE ELECTRONIC BALLASTS AND T-8 LAMPS, EXTRUDED VIRGIN LENS. BAKED-ON WHITE ENAMEL FINISH.		LIGHTOLIER FIXTURE: XP2GVA232UNVHI -WITH BATTERY BACK UP PACK	EMERGENCY KITCHEN CEILING LIGHTS FURNISHED BY OWNER INSTALLED BY GC
		UNIVERSAL MOUNT EXIT SIGN, LED LIGHTED, 120V WITH BATTERY PACK, 2 FACE, GREEN LETTER		JUNO, NAVITE, NIBLHO THERMOPLASTIC EMERGENCY LIGHT	EXIT SIGN FURNISHED BY OWNER, INSTALLED BY GC
		HOOD LIGHT		FURNISHED & INSTALLED BY EQUIPMENT SUPPLIER	LIGHTS SUPPLIED & PRE-WIRED BY HOOD VENDOR. ELECTRIC CONTRACTOR TO CONNECT MAIN WIRES TO SHUNT TRIP BREAKER AND HOOD CONTROL PANEL
		WALK-IN COOLER FLUORESCENT LIGHT, 120 V 48"		KASON FIXTURE: # 1818F00048	FURNISHED BY WIC VENDOR, G.R.E., INSTALLED BY GC
		DOWN LIGHT, RECESSED IN CEILING		ELITE HOUSING: LD6IC-AT LED MODULE: ELITE LED LIGHTING RL607-14W-120-FL-30K-SN-SN	FURNISHED BY OWNER, INSTALLED BY GC
		EMERGENCY DOWN LIGHT, RECESSED IN CEILING		ELITE HOUSING: LD6IC-AT LED MODULE: ELITE LED LIGHTING RL607-14W-120-FL-30K-SN-SN	EMERGENCY RECESSED DOWN LIGHT - NORMALLY ON INVERTER UNIT - ISOLITE, IMI-12-LC-V1 FURNISHED BY OWNER INSTALLED BY GC
		6" ADJUSTABLE LED HORNET RETROFIT KIT		AMERLUX: HORNET-RETRO-6A-15-LED-E-MWW-120-270 COMMERCIAL AND RETAIL AMBIENT AND TASK LIGHTING. 15W; ELECTRONIC DRIVER	FURNISHED BY OWNER, INSTALLED BY GC
		DECORATIVE PENDANT LIGHT		BENTWOOD PENDANTS: A. CIRCLE B. ONION C. OB LONG D. BARREL	FURNISHED BY OWNER, INSTALLED BY GC
		9.8" DIA. DECORATIVE ISLA PENDANT LF INCANDESCENT		LBL LIGHTING, MODEL # LF512CRSC2D60 BULB: 2D60 E26 CLASSIC EDISON STYLE 60W	HUNG @ 6'-6" AFF OVER DINING TABLES IN BETWEEN BOOTH FURNISHED BY OWNER, INSTALLED BY GC (VERIFY W/ PANDA)
		WHITE LED AT SERVICE COUNTER SOFFIT & DINING ROOM PARTIAL HEIGHT WALL		LUXEM BRIGHT FIXTURE: BLAZE LED	FURNISHED BY OWNER, INSTALLED BY GC
		MICRO INVERTER		ISOLITE #IMI 125	FURNISHED BY OWNER, INSTALLED BY GC
		SPEAKER		-	FURNISHED BY MUSIC VENDOR, INSTALLED BY MUSIC VENDOR

NIGHT LIGHTING REQUIREMENTS: "NL" DESIGNATION INDICATED NIGHT LIGHT ON UNSWITCED CIRCUIT.

1. ONE NL BY SERVICE COUNTER, POS / CASHIER
2. ONE NL BY POS / CASHIER AT DRIVE THRU STATION IF APPLICABLE
3. ONE NL BY EACH EXIT DOORS IN DINNING ROOM & BACK OF HOUSE
4. ONE NL BY MANAGER STATION

EXTERIOR LIGHTING

[illegible]

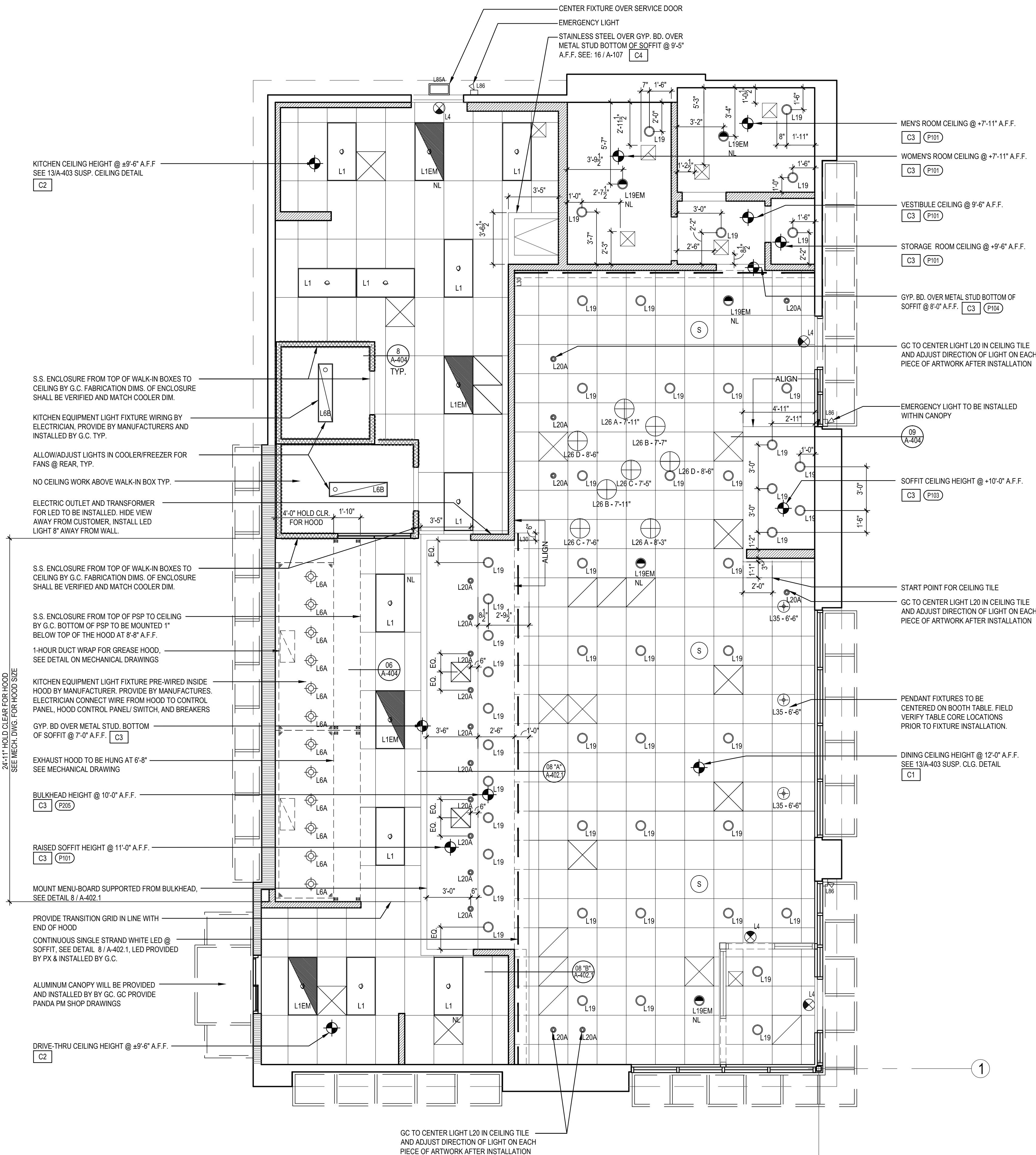
CEILING SCHEDULE

INSTALLED AND FURNISHED BY, G.C. UNLESS NOTED OTHERWISE

NO	MANUFACTURER	DESCRIPTION	MATERIAL	FINISH
C1	ARMSTRONG	2' X 2' SUSPENDED T-BAR GRID CEILING SYSTEM	CUSTOM #PN91311	T-BAR AND GRID COLOR: SEPIA CONTACT AT ARMSTRONG-SHERRY BRUNT 1-800-442-4212
C2	USG	2' X 4' SUSPENDED T-BAR GRID CEILING SYSTEM	"VINYL ROCK" VINYL CLAD GYP. BD PANELS	SMOOTH AND WASHABLE WHITE
C3	GOLD BOND	MONOLITHIC CEILING ON METAL FRAMING	5/8" GYP. BD.	SMOOTH PAINT - WHITE AND WASHABLE
C4		SOFFIT AT ROOF LADDER ON METAL FRAMING	STAINLESS STEEL OVER 5/8" GYP. BD.	

SEE SHEET A-103 FOR PAINT SCHEDULE

NOT USED		3	NOT USED		2
Scale= NTS		A-105	Scale= NTS		A-105



PANDA RESTAURANT GROUP INC.

1683 Walnut Grove Ave
Rosemead, California
91770

Telephone: 626.799.9898
Facsimile: 626.372.8288

All ideas, designs, arrangement and plans indicated or represented by this drawing are the property of Panda Express Inc. and were created for use on this specific project. None of these ideas, designs, arrangements or plans may be used by or disclosed to any person, firm, or corporation without the written permission of Panda Express Inc.

REVISIONS:

[illegible]

DRAWN BY: SHANTIA RAEES

PANDA PROJECT #: S8-17-D5084

ARCH PROJECT #: 20160806

GreenbergFarrow

1430 West Peachtree St. NW, Suite 200
Atlanta, GA 30309
t: 404.601.4000

PROFESSIONAL SEAL

PANDA EXPRESS

SILVER BLUFF RD & PINE LOG RD
1065 PINE LOG ROAD
AIKEN, SC 29801

A-105

REFLECTED CEILING PLAN

REFLECTED CEILING PLAN

A-105